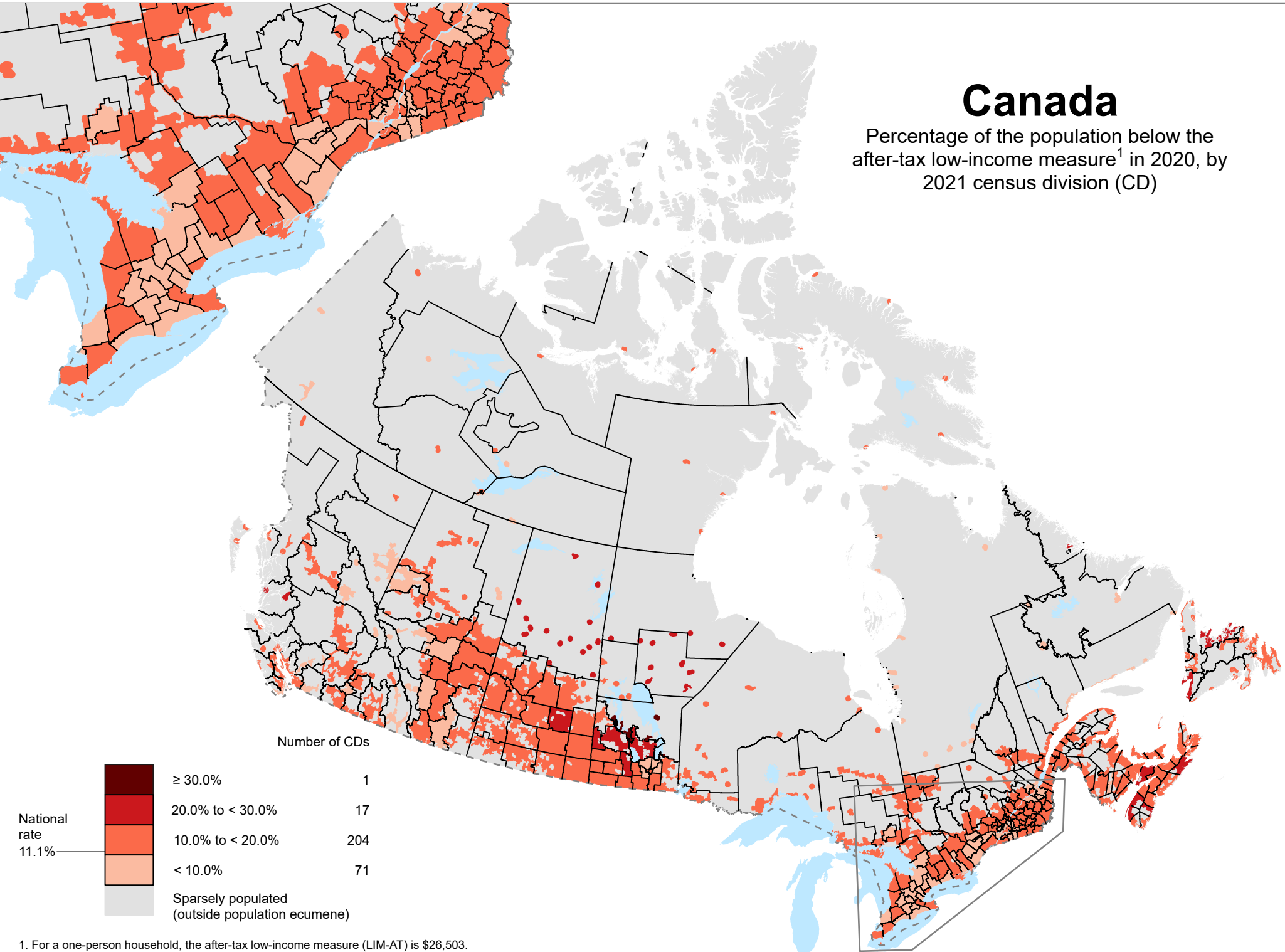







Canada

Percentage of the population below the after-tax low-income measure¹ in 2020, by 2021 census division (CD)



Number of CDs	
	≥ 30.0% 1
	20.0% to < 30.0% 17
	10.0% to < 20.0% 204
	< 10.0% 71
	Sparsely populated (outside population ecumene)

1. For a one-person household, the after-tax low-income measure (LIM-AT) is \$26,503. For larger households, this amount is adjusted upward by multiplying it by the square root of household size.